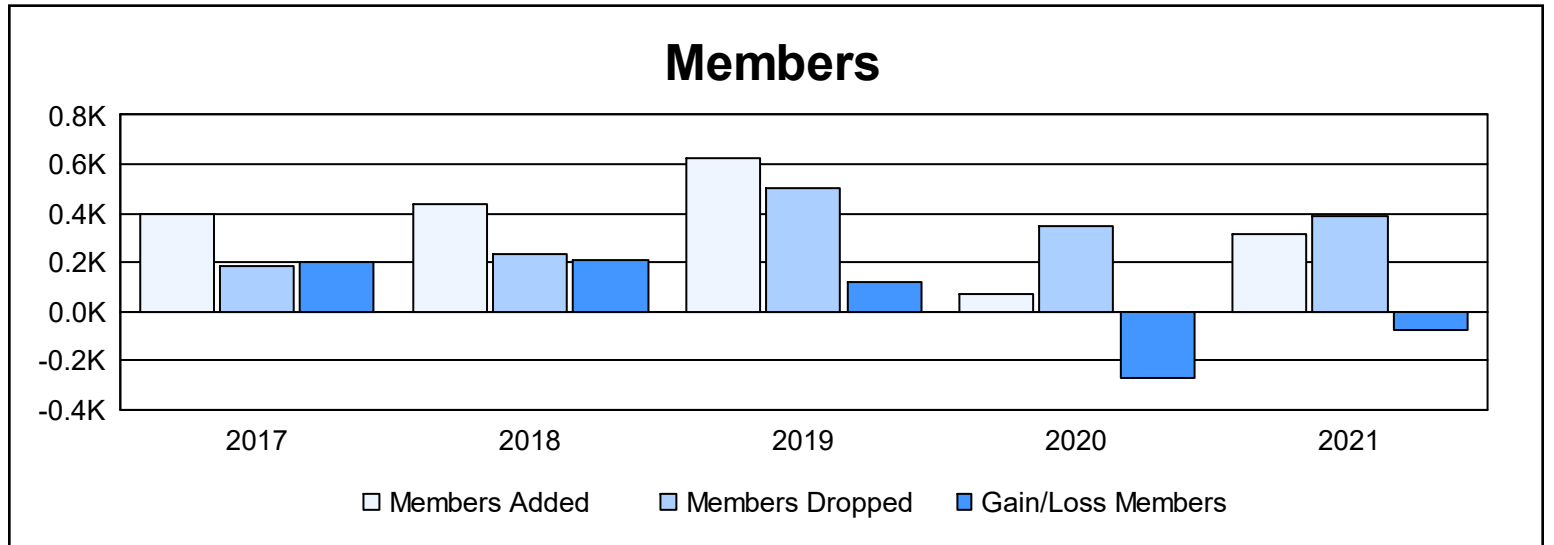
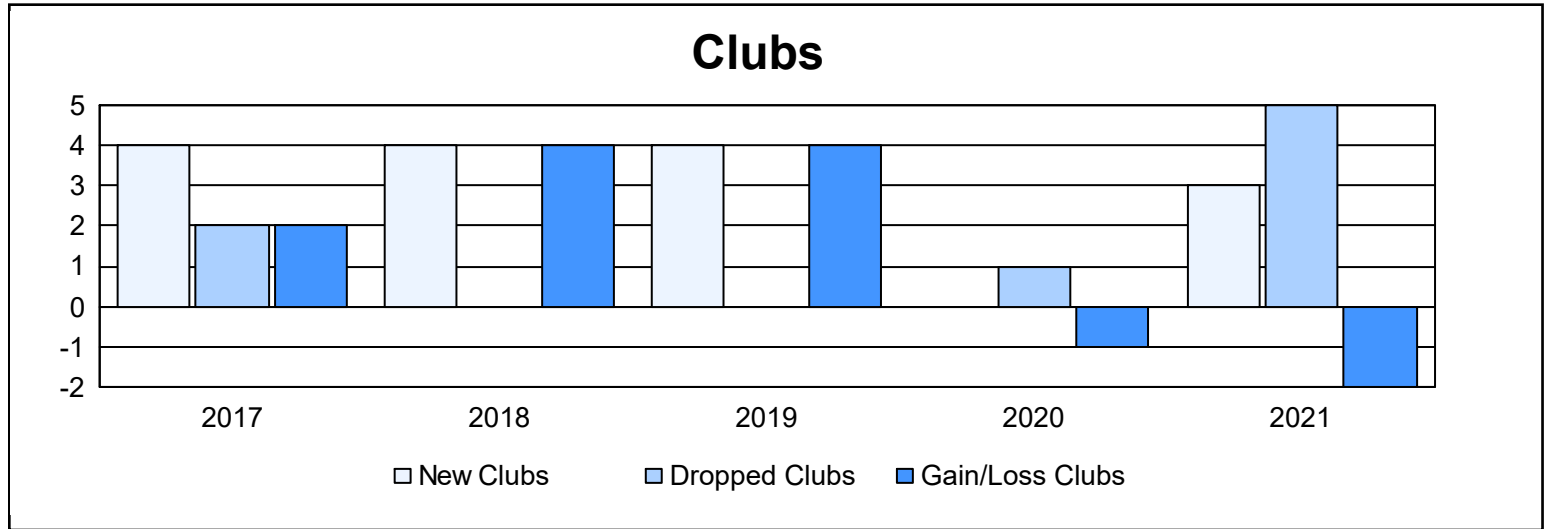
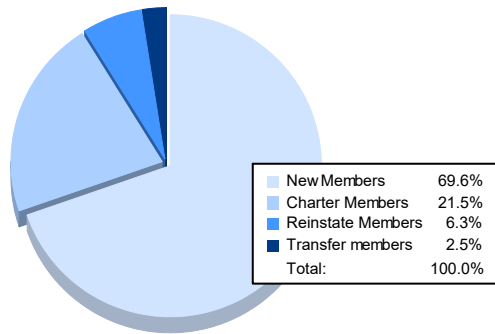


Year	New Clubs	Dropped Clubs	Gain/Loss Clubs	New Members	Charter Members	Reinstate Members	Transfer Members	Total Member Added	Total Members Dropped	Gain/Loss Members
2016-2017	4	2	2	233	106	49	5	393	188	205
2017-2018	4	0	4	315	106	6	12	439	230	209
2018-2019	4	0	4	317	166	134	5	622	501	121
2019-2020	0	1	-1	44	18	5	5	72	346	-274
2020-2021	3	5	-2	220	68	20	8	316	388	-72
<b>Average</b>	<b>3</b>	<b>2</b>	<b>1</b>	<b>226</b>	<b>93</b>	<b>43</b>	<b>7</b>	<b>368</b>	<b>331</b>	<b>38</b>



### Membership Composition June 2021 Cumulative



### Gender Composition June 2021 Cumulative

